

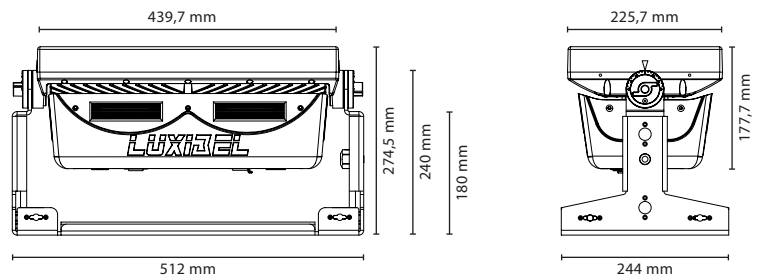


### 36x 15W RGBW Wash Light (25°)

The **B P9** is a powerful RGBW wash fixture in an angle of 25°. Every line can be controlled individually for effects or equal colouring of buildings/walls. Thanks to its very versatile bracket, you can suspend this fixture in every way possible; you can even make a line array of lights with them. They come with a special half diffuser system and a honeycomb for unique applications. ■

#### Physical

Dimensions (WxHxD)	512 x 275 x 244 mm
Packing dimensions (WxHxD)	575 x 370 x 395 mm
Nett weight	15,7 kg
Gross weight	17,7 kg



#### Mounting options

Hanging	2x Omega bracket with 2x 1/4 turn quick lock fastner
Standing	4x rubber feet
2nd suspension / safety wire	1x eye in the bottom of the bracket of the fixture to pass a safety wire or carabiner
Arrayable	Horizontal & vertical

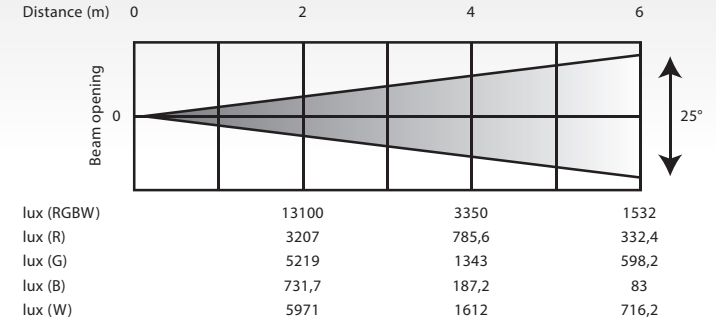
#### Control

Menu control via 2,4" TFT display with 4 touch buttons	In/Link	XLR 5 pin
Control	DMX512, master/slave	DMX mode
Dimmer mode	LED, halogen	2/4/16/21 channels

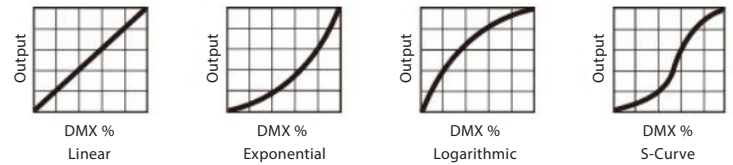
### Optical

Beam angle	25°
Light output RGBW	13100 lux @ 2m 3350 lux @ 4m 1532 lux @ 6m
Colours	RGBW
Control	In 4 segments of 9 LED horizontal
Strobe	0-20 Hz
Dimming curves	4

#### Photometrics Diagram



#### Dimmer curve

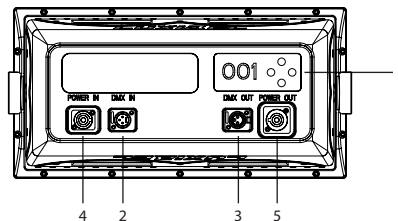


### Electrical

Fixture rated power	460W	Input power	100 - 240V ~ 50/60Hz - Auto switching power supply
LED engine	36x 15W RGBW	In/Link	PowerCON TRUE1 - max link current 10A
Refresh rate	3000 Hz		

### Connectivity

- 1 TFT display & menu touch control buttons
- 2 DMX input
- 3 DMX output
- 4 Power input
- 5 Power output



### Accessories

<b>Included</b>
1x Powercable
1x Honeycombe
1x Half frost system
2x Omega bracket

### Environmental

IP Rating	IP65
Cooling	Forced air cooling