


1U / 2 Slot Rack Mount for NHD-124-TX NHD-124-RACK-1U

WyreStorm®

Quickstart Guide

The NHD-124-RACK-1U is a 1U rack mount that provides a clean installation for up to 2 NetworkHD™ NHD-124-TX encoders.

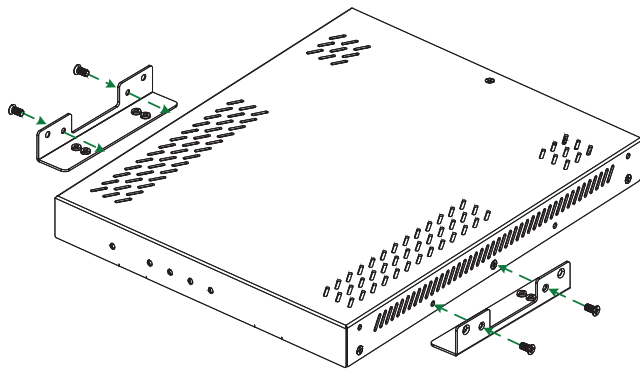
 WyreStorm recommends reading through this document in its entirety to become familiar with the product's features before beginning the installation process.

In the Box

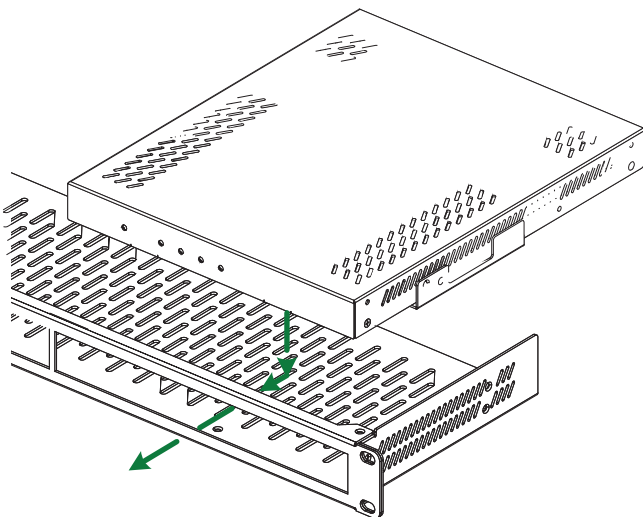
1x NHD-124-RACK-1U Chassis
4x Encoder Mounting Bracket
1x Blanking Plate
1x Assembly Screws Pack

Installing Chassis in a Rack

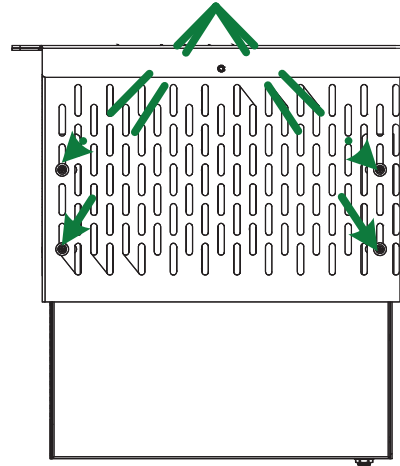
1. Attach the mounting brackets to the sides of the NHD-124-TX encoder(s) using the supplied screws.
3. Attach the NHD-124-TX encoder(s) to the NHD-124-RACK-1U main shelf using the supplied screws.




2. Position the NHD-124-TX encoder(s) through the NHD-124-RACK-1U front face cutout(s) so that the front or rear face of the encoder(s) is flush with the front face of the NHD-124-RACK-1U.



Secure with Screws



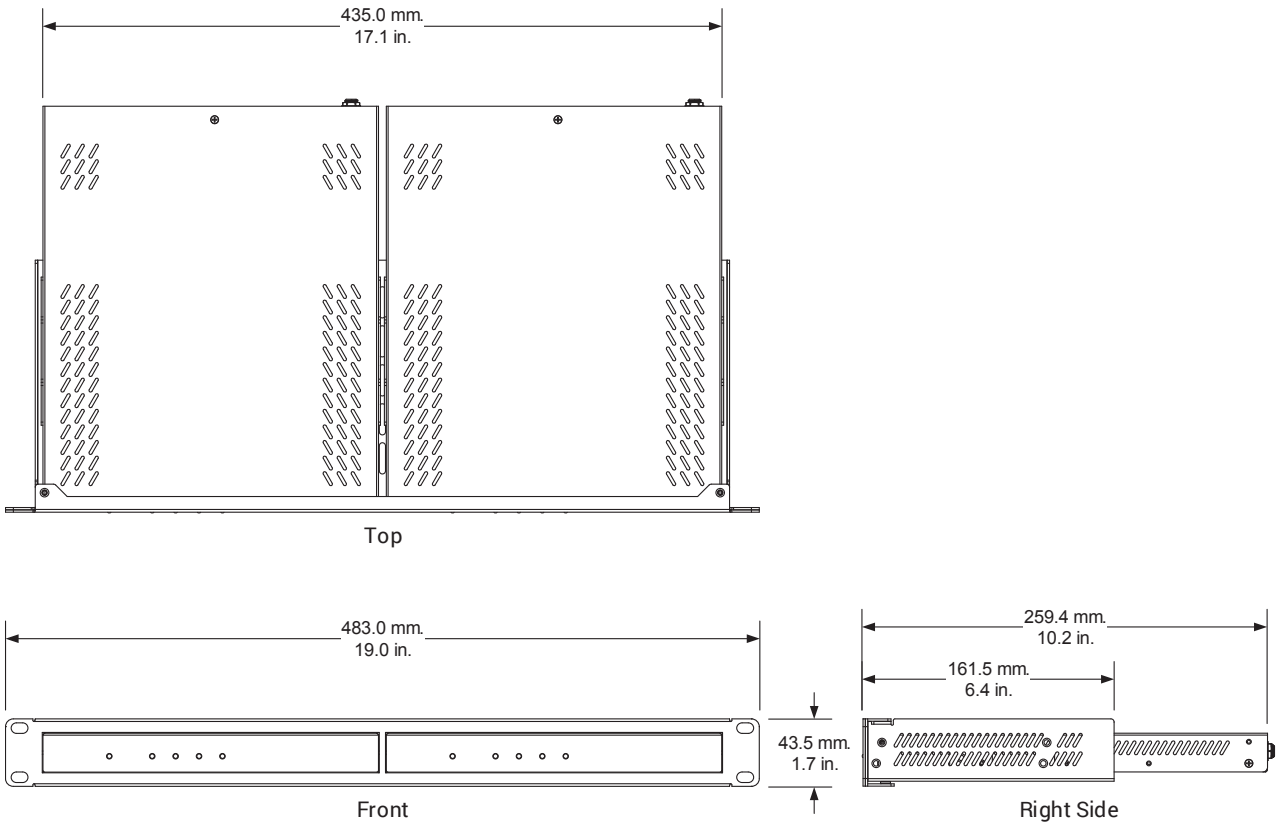
4. Install the blanking plate (if required) using the provided screws
5. Position and install the assembly into the rack and secure with rack screws (not supplied).

 **Tip:** To keep the installed devices within operating temperature, do not position the rack directly above heat generating devices such as amplifiers.

Dimensions and Weight

Dimensions and Weight	
Rack Units	1U
Height	43.5mm/1.71in
Width	483mm/19in
Depth	162mm/6.38in
Weight (Empty)	1.01kg/2.23lbs

Note: WyreStorm reserves the right to change product specification, appearance or dimensions of this product at any time without prior notice.



Warranty Information

WyreStorm Technologies ProAV Corporation warrants that its products to be free from defects in material and workmanship under normal use for a period of five (5) years from the date of purchase. Refer to the Product Warranty page on wyrestorm.com for more details on our limited product warranty.

